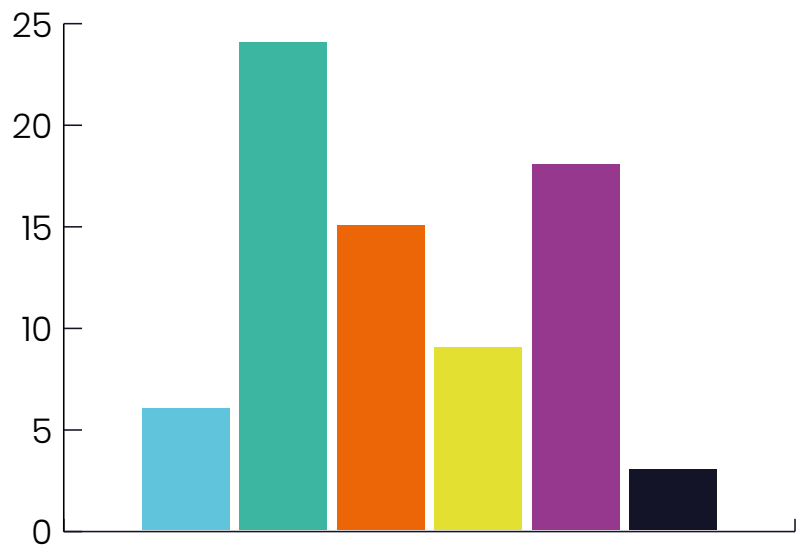


The information below has been published to illustrate the diversity data for Blanchards Bailey. We have focussed on the Firm as a whole and restricted ourselves to categories which do not highlight potentially sensitive or confidential characteristics.

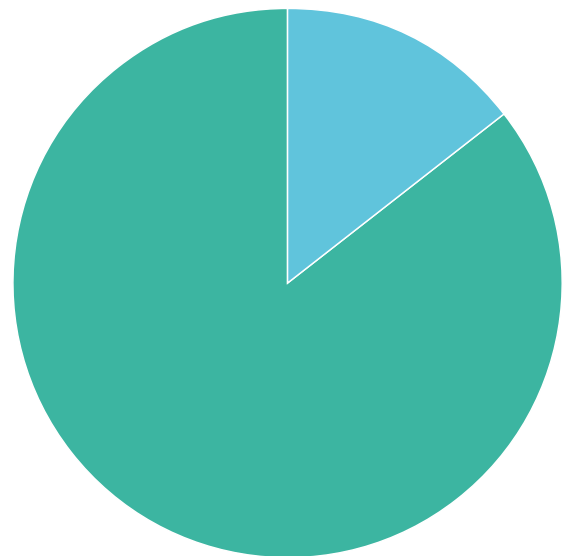
Age distribution of employees across the whole firm

16-24	6
25-34	24
35-44	15
45-54	9
55-64	18
65+	3



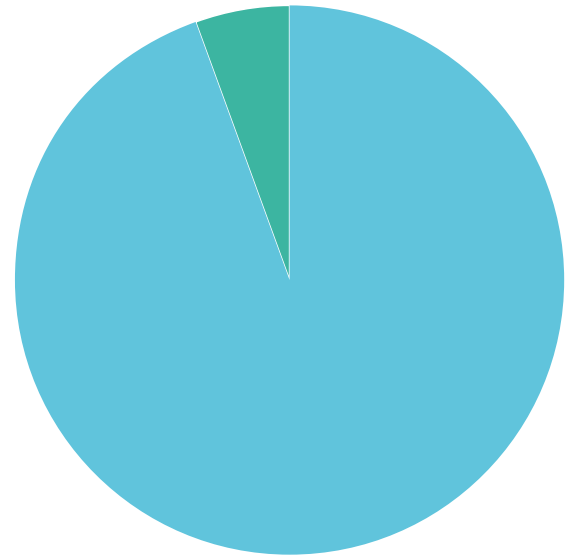
Breakdown of sex across all employees

Male	11
Female	84



Ethnic breakdown across all employees

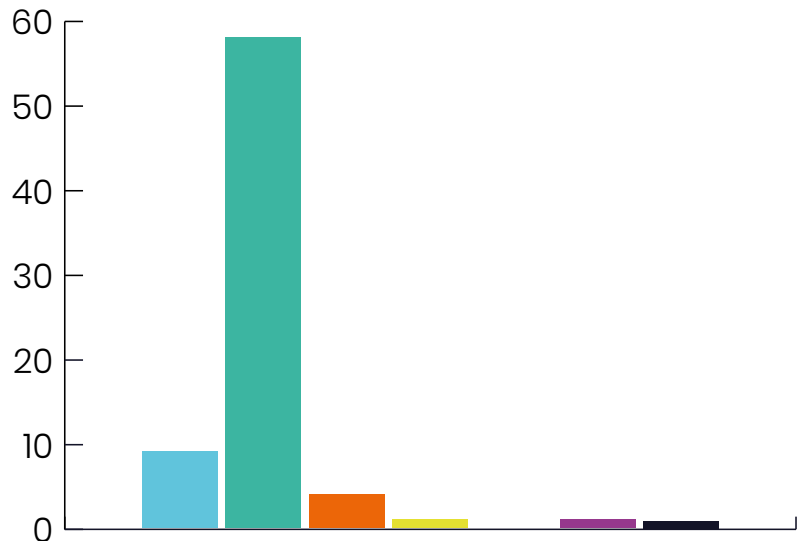
White - British/English/ Welsh/Northern Irish/Scottish	71
Asian/Mixed/Multiple ethnic group	4



Social mobility data

Type of school employee attended between the ages of 11yrs and 16yrs

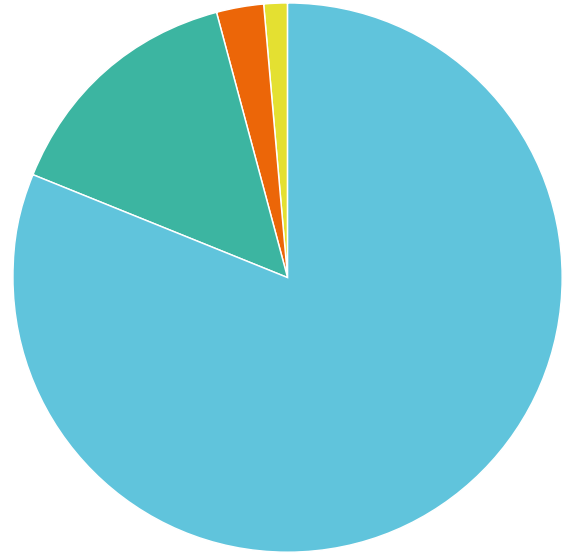
State-run or state-funded school (selective on academic, faith or other grounds)	9
State-run or state-funded school (non-selective)	58
Independent/fee-paying school where I received no bursary or a bursary covering less than 90% of my tuition	4
Independent/fee-paying school where I received a bursary covering 90% or more of my tuition	1
Attended school outside the UK	0
Don't know/not sure	1
Prefer not to say	1



Level of parental education

Did either parent attend university and gain a degree by the time the employee was 18yrs?

No, neither of my parents attended university	61
Yes, one or both of my parents attended university	11
Don't know / not sure	2
Prefer not to say	1



Parental occupation of employee at age 14yrs

Modern professional and traditional professional occupations	16
Senior, middle or junior managers or administrators	13
Clerical and intermediate occupations	9
Technical and craft occupations	18
Routine, semi-routine, manual, and service occupations	5
Small business owners who employed less than 25 people	5
Long term unemployed	3

Other, such as: retired/this question does not apply to me/ I don't know	2
Prefer not to say	4

